

## Health Services Advisory Group

### *The Appropriate Care Measure Quality Improvement Project*

*The Right Care, For The Right Patient, Every Time*

#### **Arizona Hospital Workgroup Meeting**

November 13, 2007

Charlie Chapin, MS, CHCA  
Director, Acute Care Team  
Health Services Advisory Group

Information for Health Care Improvement

HSAG

### *12 Arizona ACM Hospitals Identified Participant Group (IPG)*

Banner Desert Medical Center  
Banner Good Samaritan Medical Center  
Carondelet St. Mary's Hospital  
Flagstaff Medical Center  
Havasu Regional Medical Center  
John C. Lincoln Hospital – Deer Valley  
John C. Lincoln Hospital – North Mountain  
Kingman Regional Medical Center  
Phoenix Baptist Hospital & Medical Center  
Scottsdale Healthcare – Osborn  
Scottsdale Healthcare – Shea  
Yavapai Regional Medical Center

Information for Health Care Improvement

HSAG

### *10 ACM Core Measures*

#### **AMI**

- Aspirin at Arrival
- Aspirin Prescribed at Discharge
- ACEI or ARB for LVSD
- Beta-Blocker Prescribed at Discharge
- Beta-Blocker at Arrival

#### **HF**

- LVF Assessment
- ACEI or ARB for LVSD

#### **PN**

- Oxygenation Assessment w/in 24 hrs of Arrival
- Pneumococcal Vaccination
- Initial Antibiotic Received within 4 hrs of Arrival

Information for Health Care Improvement

HSAG

*An all-or-none measure more closely  
reflects the interest and likely  
desires of a patient.*

Nolan and Berwick. *JAMA*, 3/8/2006, 295:10:1168–1170

Information for Health Care Improvement

HSAG

### *Calculating the ACM*

#### Denominator

All eligible AMI, HF, or PN patients for care in at least one measure are counted

#### Numerator

Only the AMI, HF, or PN patients receiving **all** of the measures for which they were eligible are counted

Information for Health Care Improvement

HSAG

### *ACM Scoring Example*

- One AMI patient
  - One HF patient
  - One PN patient
- AMI and HF patients received all the measures for which they were eligible.
- PN patient did not receive all his/her expected measures

**ACM Rate = 2/3, or 67%**

Information for Health Care Improvement

HSAG

# Health Services Advisory Group

## ACM Scoring Example

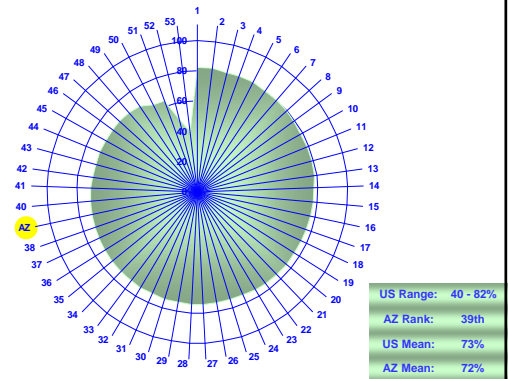
- One AMI patient
  - One HF patient
  - One PN patient
- AMI, HF, and PN patients received all the measures for which they were eligible.

ACM Rate = 3/3, or 100%

Information for Health Care Improvement

HSAG

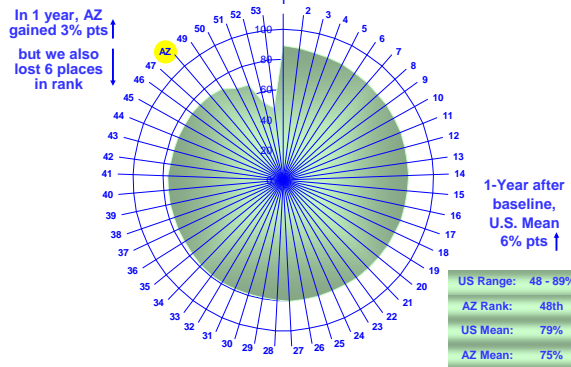
## ACM Rate by State, Quarter 4 — CY2004 (CMS Baseline)



Information for Health Care Improvement

HSAG

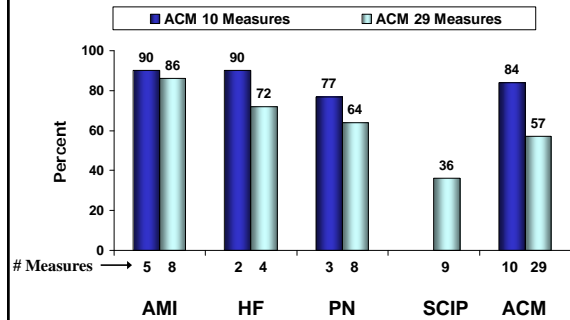
## ACM Rate by State, Quarter 4 — CY2005



Information for Health Care Improvement

HSAG

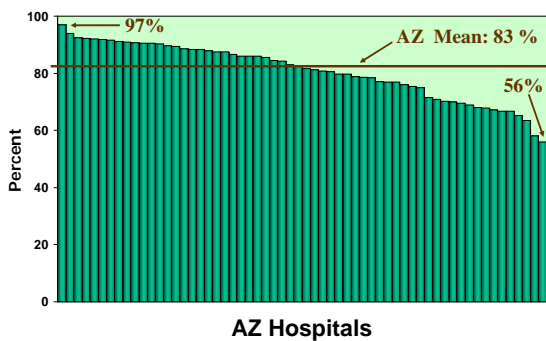
## Comparison of Two ACM Rates by Clinical Topic, Quarter 1 — CY2007, United States



Information for Health Care Improvement

HSAG

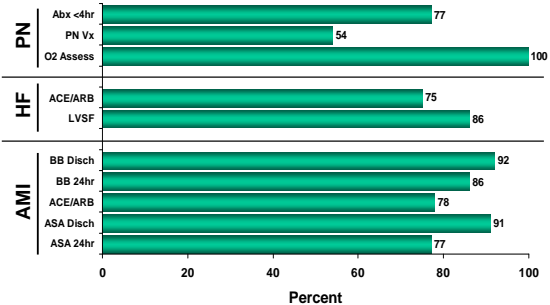
## ACM Rate by Hospital, Arizona, 2<sup>nd</sup> Quarter 2006



Information for Health Care Improvement

HSAG

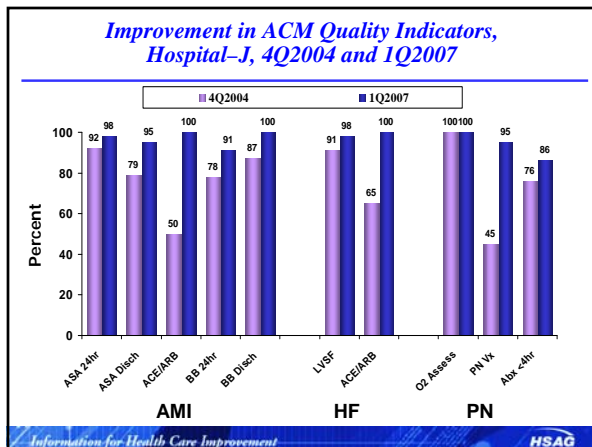
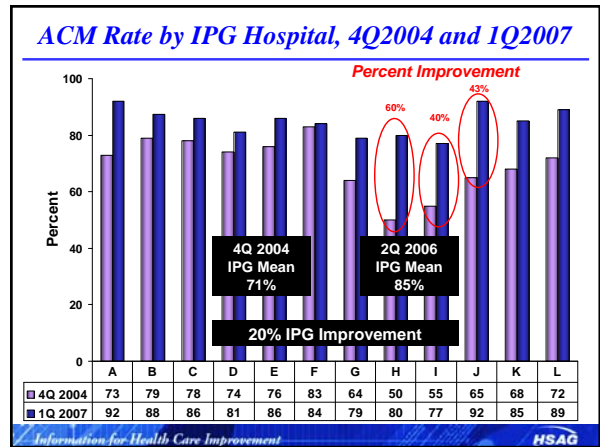
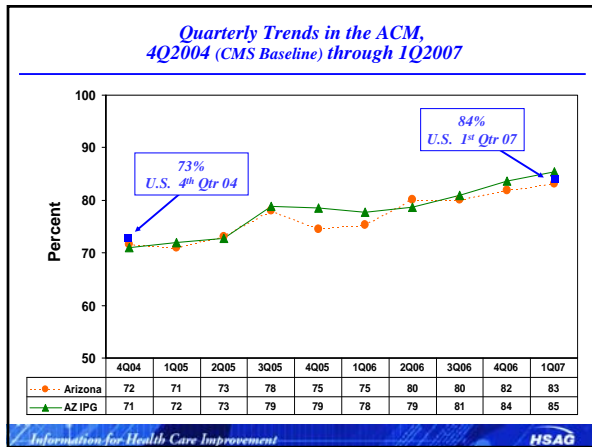
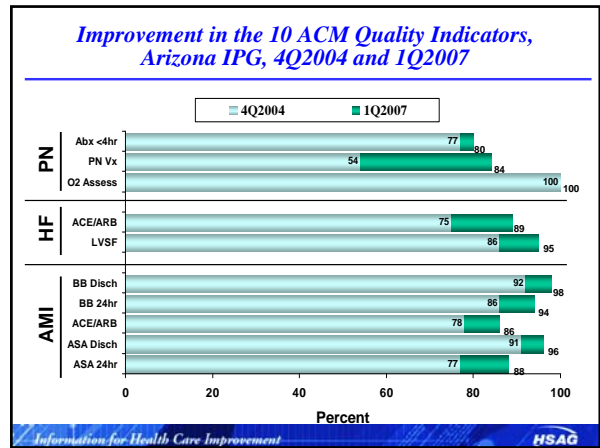
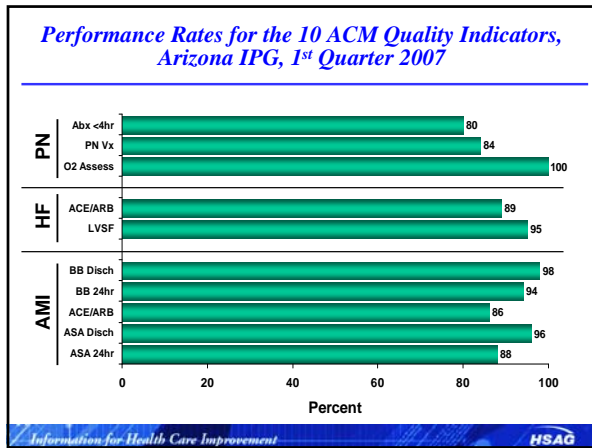
## Performance Rates for the 10 ACM Quality Indicators, Arizona IPG, 4<sup>th</sup> Quarter 2004



Information for Health Care Improvement

HSAG

# Health Services Advisory Group



### Contact Information

- Charlie A. Chapin, MS, CHCA  
Director, Acute Care Team
- Phone: (602) 665-6107
- Fax: (602) 241-0757
- E-mail: [cchapin@azqio.sdps.org](mailto:cchapin@azqio.sdps.org)

Information for Health Care Improvement HSAAG

## Health Services Advisory Group



[www.hsag.com](http://www.hsag.com)

"ALL" Medicare beneficiaries have the right to appeal their discharge.

For more information go to

<http://www.hsag.com/azmedicare> or call 1-800-359-9909

This material was prepared by Health Services Advisory Group, the Medicare Quality Improvement Organization for Arizona, under contract with the Centers for Medicare & Medicaid Services (CMS), an agency of the U.S. Department of Health and Human Services. The contents presented do not necessarily reflect CMS policy. **Publication No. AZ-8SOW-1C-110907-02**

*Information for Health Care Improvement*

**HSAG**